

MAIN FEATURES

- FAMILY FEELING :**

A visible reminder of the Olympica Nova collection is the leather that embellishes the configuration of tweeter and midwoofer.

- MAGNETIC GRILLES :**

The PC-683 is equipped with a magnetic edgeless round metal grille, ready to be painted. The square metal grille is optionally available.

- QUICK INSTALLATION :**

Thanks to the swing out dogs fixing system, all Palladio speakers can be secured quickly and effectively to plasterboard.

- PRE-MOUNT KIT :**

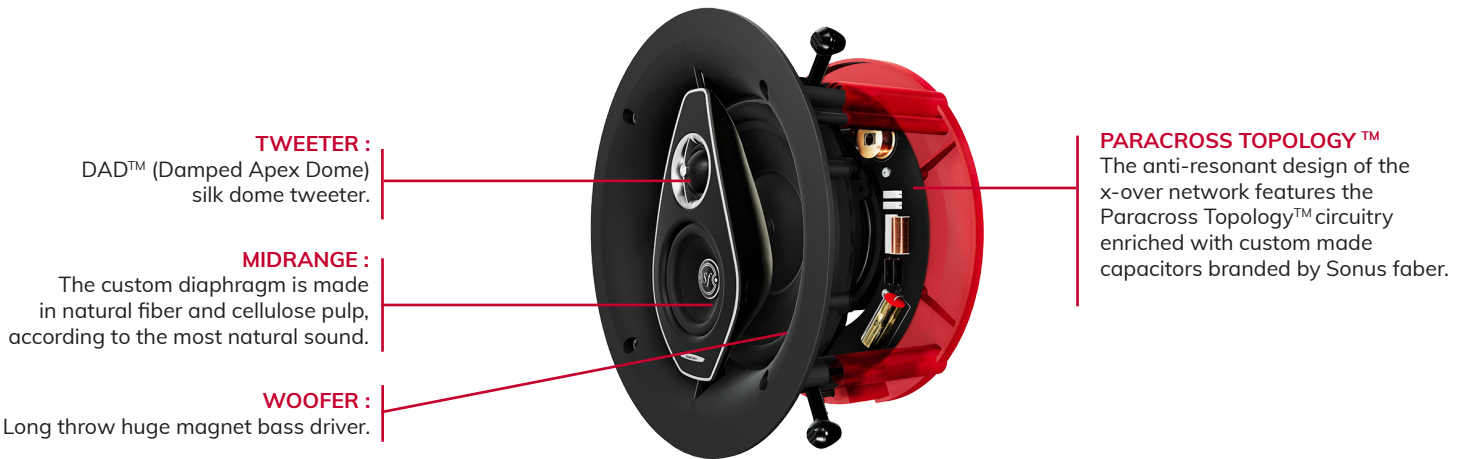


If the PC-683 must be installed in a new construction, a pre-mount kit is provided as an optional accessory.



magnetic round metal grille



magnetic square metal grille



TWEETER :

DAD™ (Damped Apex Dome) silk dome tweeter.

MIDRANGE :

The custom diaphragm is made in natural fiber and cellulose pulp, according to the most natural sound.

WOOFER :

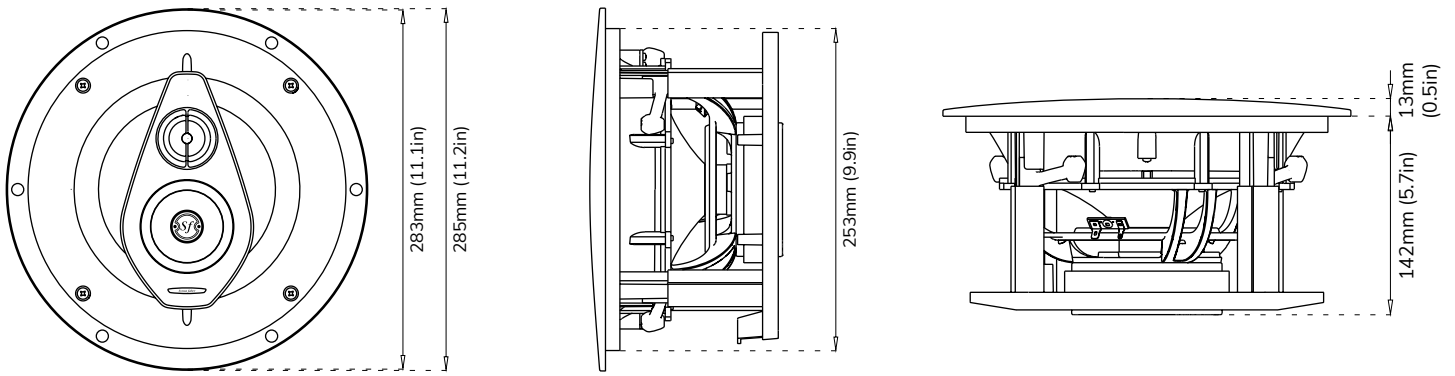
Long throw huge magnet bass driver.

PARACROSS TOPOLOGY™

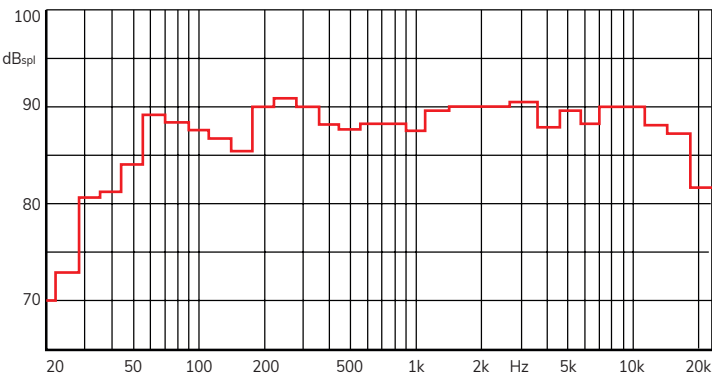
The anti-resonant design of the x-over network features the Paracross Topology™ circuitry enriched with custom made capacitors branded by Sonus faber.

LOUDSPEAKER SYSTEM	3-way point in ceiling loudspeaker system. Infinite baffle.
TWEETER - DAD™ DRIVER	29 mm / 1.1 in
MIDRANGE	80 mm / 3.1 in
WOOFER	200 mm / 8 in
CROSSOVER FREQUENCY - PARACROSS TOPOLOGY™	1400 and 3,500 Hz
FREQUENCY RESPONSE	45 – 25,000 Hz
SENSITIVITY (2.83 Vrms @ 1m)	90 dB SPL
NOMINAL IMPEDANCE	4 Ω
SUGGESTED AMPLIFIER POWER OUTPUT (*)	40 – 200 Wrms without clipping
FRAME OUTER	Ø 283 mm / 11.1 in
CUT OUT	Ø 257 mm / 10.1 in
DEPTH BEHIND SURFACE	142 mm / 5.7 in
PROTRUSION	13 mm / 0.51 in
NET WEIGHT	4.56 kg / 10 lb
INCLUDED IN THE BOX	Bezel-Free round magnetic grille
ADDITIONAL FITTINGS	Bezel-Free square magnetic grille 0.44 kg / 0.97 lb
	Pre-mount kit 0.34 kg / 0.74 lb

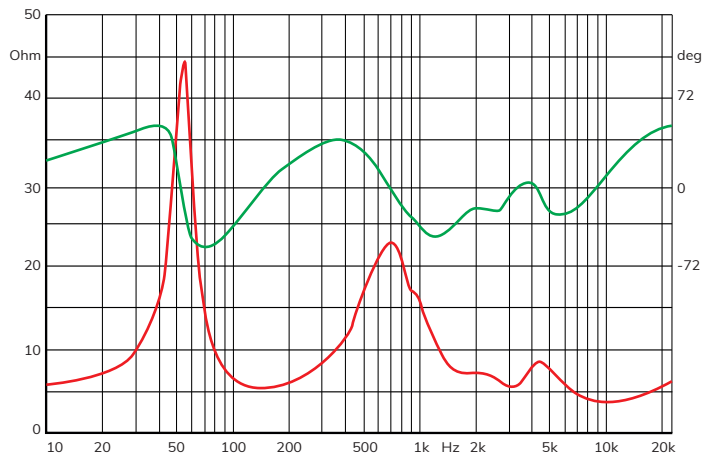
(*) See instruction's manual for more information



THIRD OCTAVE AXIAL RESPONSE @1m



IMPEDANCE [MODULE AND PHASE]



AMPLIFIER OUTPUT POWER REQUIREMENTS VS. LISTENING DISTANCE (PER SINGLE CHANNEL) *

	LISTENING DISTANCE [m]						
	1.50	1.75	2.00	2.50	3.00	3.50	4.00
W CONTINUOUS (RMS)	1.4	1.9	2.5	4	5.7	7.8	10
W PEAK	2.9	3.9	5.1	7.9	11.4	15.5	20

*** [FOR A DIRECT SPL=85 dB; 1 kHz SINE TONE]**

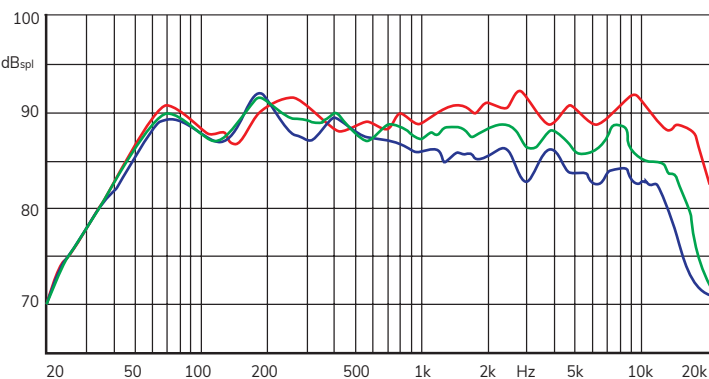
	LISTENING DISTANCE [m]						
	1.50	1.75	2.00	2.50	3.00	3.50	4.00
W CONTINUOUS (RMS)	11.3	15.4	20.1	32	45	62	80
W PEAK	45	60	80	125	180	246	320

*** [FOR A DIRECT SPL=85 dB; IEC TEST SIGNAL SIMULATING A NORMAL PROGRAM]**

The huge difference between the values depends on the signals that have been considered in the two examples. A simple sine tone is the most elementary one while the IEC signal is quite complex. In a real world, while the first could conveniently represent the power needs for speech, the second gives an idea of the power needs for wide frequency range, large headroom music.

HORIZONTAL DISPERSION [@1m WITH 2.83 VRMS]

--- 45° ; --- 30° ; --- 0°



VERTICAL DISPERSION [@1m WITH 2.83 VRMS]

--- 45° ; --- 30° ; --- 0°

