

Specifications

EARPHONE TYPE: BALANCED ARMATURE DRIVER

DRIVER UNITS:

1 BALANCED ARMATURE DRIVER (FULL RANGE)
+ TUNED ACOUSTIC EXPANSION CHAMBER™

(T.A.E.C.)

SPL: 97 dB @ 1K

THD: <1%

EARPHONE IMPEDANCE: 48 OHM @ 1K

FREQUENCY RESPONSE: 20Hz - 20kHz

EARPHONE CONNECTOR: BERYLLIUM COPPER MMCX

Accessories

LITZ WIRE CABLE

COPPER LITZ WIRE IN MEDICAL GRADE PVC JACKET

3.5MM STEREO PLUG TO CUSTOM BERYLLIUM COPPER MMCX

WITH 3-BUTTON CONTROL + MIC

CAMPFIRE AUDIO MARSHMALLOW TIPS (SMALL, MEDIUM, LARGE)

SILICON EARPHONE TIPS (SMALL, MEDIUM, LARGE)

+ BONUS FEATURED EARPHONE TIPS (VARIOUS SIZES)

EARPHONE CLEARING TOOL, CAMPFIRE AUDIO PIN

CAMPFIRE AUDIO BLACK ZIPPER CASE

WITH FAUX SHEARLING LINING

Warranty

COMET INCLUDES A 1 YEAR LIMITED LIABILITY


PRODUCT WARRANTY COVERING DEFECTS DUE TO

MANUFACTURING AND ASSEMBLY.

FOR MORE INFORMATION VISIT

CAMPFIREAUDIO.COM/WARRANTY

Fit Guide



INSERT COMET INTO YOUR EAR WITH THE CABLE EXITING DOWNWARDS. THE EARPHONES ARE INTERCHANGEABLE BETWEEN LEFT AND RIGHT. USE THE CABLE MARKERS AS A GUIDE - RED = RIGHT / BLUE = LEFT.




DESIGNED AND HAND ASSEMBLED
IN PORTLAND, OREGON USA
USING GLOBALLY SOURCED COMPONENTS

COMET

HIGH FIDELITY IN EAR MONITORS
FULL RANGE BALANCED ARMATURE DRIVER
MACHINED STAINLESS STEEL HOUSING

CAMPFIRE
— AUDIO —



VISIT US AT CAMPFIREAUDIO.COM

CAMPFIRE AUDIO® NAMES AND LOGOS ARE
PROTECTED BY US COPYRIGHT



COMET

Use Instructions

TO REMOVE YOUR EARPHONE CABLE;
PULL CABLE IN THE DIRECTION PARALLEL TO THE EARPHONE CONNECTOR. AVOID PULLING THE CABLE AT AN ANGLE, AS THIS CAN DAMAGE THE MMCX CONNECTORS OF THE CABLE AND/OR THE EARPHONE.

TO REMOVE EARPHONE TIPS;
PULL THE FOAM TIP GENTLY AND IN A TWISTING MOTION AS NOT TO DAMAGE THE INNER RUBBER SEALING GASKET. THE INNER LINING OF THE CAMPFIRE AUDIO MARSHMALLOW TIPS HAVE A RUBBER GASKET THAT IS SOFT AND CAN TEAR. PLEASE TAKE EXTRA CARE WHEN FITTING AND REMOVING THESE TIPS. IF THIS INNER RUBBER GASKET IS COMPROMISED THE LOW FREQUENCY RESPONSE WILL BE LOST. OBTAINING AN EXCELLENT SEAL ENSURES THE BEST SOUND FROM YOUR EARPHONES.

Care Instructions

TAKE CARE NOT TO DROP YOUR EARPHONES. EACH CAMPFIRE AUDIO EARPHONE HOLDS A SENSITIVE AND FINELY TUNED TRANSDUCER. SUDDEN SHOCKS OR IMPACT TO THE SHELL CAN POTENTIALLY CAUSE DAMAGE OR ALTER THE PERFORMANCE OF THE EARPHONE'S TRANSDUCER.

DAMAGE TO THE EARPHONE TRANSDUCERS (DRIVERS) ARE NOT COVERED UNDER THE EARPHONE'S WARRANTY PROTECTION AND ARE SUBJECT TO A REASONABLE FEE FOR REPAIR.

TAKE SPECIAL CARE TO KEEP THE EARPHONE GRILL CLEAR OF DEBRIS AND WAX. CAREFULLY USE THE CLEARING TOOL INCLUDED WITH YOUR EARPHONES TO REMOVE BUILD UP FROM THE EARPHONE. TAKE EXTRA CARE NOT TO PUSH ANY FOREIGN OBJECTS INTO THE CANAL OF THE EARPHONE OPENINGS. AVOID MOISTURE BUILD UP ON THE SURFACE AND IN THE INTERIOR OF THE EARPHONE BODY.

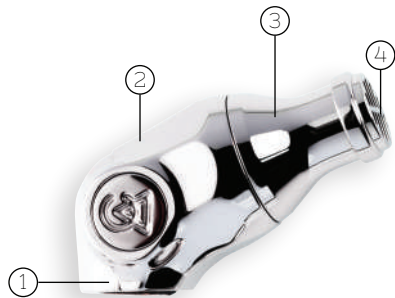
OPENING THE CASE OF THE EARPHONE WILL DAMAGE THE SEAL OF THE SHELL AND ALTER THE PRECISION TUNING OF YOUR EARPHONE. TAMPERING, OPENING, OR ALTERING THE SHELL WILL VOID THE WARRANTY OF YOUR EARPHONE.

OUR EARPHONES ARE DESIGNED WITH BATTERY POWERED PORTABLE PERSONAL AUDIO DEVICES IN MIND. USE WITH DEVICES CONNECTED TO ELECTRICAL OUTLETS IS NOT RECOMMENDED AND COULD POTENTIALLY CAUSE DAMAGE.

NOTE THAT EXTENDED LISTENING PERIODS AT HIGH LISTENING LEVELS CAN NEGATIVELY IMPACT YOUR HEARING OVER TIME. PLEASE ENJOY YOUR EARPHONES RESPONSIBLY.

QUESTIONS OR COMMENTS? PLEASE CONTACT US:
SUPPORT@CAMPFIREAUDIO.COM

THANK YOU FOR PURCHASING COMET.
NICELY DONE.



- ① BERYLLIUM COPPER MMCX
- ② STAINLESS STEEL HOUSING
- ③ TUNED ACOUSTIC EXPANSION CHAMBER™
- ④ MACHINED GRILL SPOUT

IEM-CFA-CMT

