



ACOUSTICS



5000
SERIES

5000 Series: ahead of the curve

The new 5000 series from Q Acoustics is a range of stereo and home cinema loudspeakers that will recalibrate your perceptions of how a speaker can look and sound. By embodying genuine and significant advancement in driver design, the game-changing C³ Continuous Curved Cone™ mid/bass driver elevates the 5000 series beyond any nominal rival. By incorporating the innovative cabinet technology first deployed in the company's flagship Concept range, the 5000 series is as uncompromised on the inside as it is sophisticated and contemporary on the outside.

Positioned between the latest highly acclaimed Concept models and the serial award-winning 3000i range, the 5000 series consists of the 5010 bookshelf speaker, 5020 standmount, 5040 floorstander, 5050 large floorstander and 5090 centre channel. Whether used in stereo or home cinema applications, the new 5000 series sets entirely new standards.

Introduction

- Technology
- Design
- The Range
- Home Cinema
- Accessories
- Specifications



5000 SERIES

Introduction

- Technology
- Design
- The Range
- Home Cinema
- Accessories
- Specifications

The new 5000 series of stereo and home cinema speakers from Q Acoustics set entirely new standards of appearance and performance. By taking the class-leading cabinet construction technologies that help make the company's acclaimed Concept range of loudspeakers so successful, and by introducing a wholly new, technologically innovative design in the hugely significant C³ Continuous Curved Cone™ mid/bass driver, Q Acoustics liberates flagship loudspeaker performance from an affordable and attainable range of loudspeakers.

The five-strong range features a model suitable for every audio application and every size and shape of room. Each is equally adept as a stereo pair or as part of a home cinema multi-channel system. And each model looks contemporary and minimalist in design, bringing fresh sophistication to the space in which it lives.





TECHNOLOGY



C³ Continuous Curved Cone™

A genuine advancement in elements of mid/bass driver design, the C³ Continuous Curved Cone™ profile is the result of extensive research and expert engineering to combine the bass performance benefits of a traditional straight conic cone with the high/mid-range frequency control of a flared cone.


By creating a single, smooth, continuous curve profile, the advantages are manifold. Firstly, its excellent dispersion, alongside its well-controlled frequency response, enables smoother integration

with the tweeter. Deep bass dynamics are also superior, with this and tighter, damped low-end sound allowing more flexibility in placement of speakers near the wall boundaries of the listening room. Harmonic distortion is also reduced, ensuring the 5000 series delivers a sonic performance and wide soundstage that belies its ranking.

The C³ Continuous Curved Cone™ profile has successfully addressed shortcomings in one of the basic geometrical elements of drive unit design to deliver the best characteristics of both straight and flared cones.


Mid/bass driver design

At the heart of the ground-up mid/bass driver design is the C³ Continuous Curved Cone™. The cone's geometry requires good motor strength for optimal performance. Substantial magnets are coupled to large voice coils to increase motor strength - the result is a 50% increase in power handling and control over a comparable driver with 25.4 mm voice coil. The result is an improvement in the dynamic range of the speaker, especially in the bass region.



High-frequency driver design

Based on the tweeter design principle found in the newest Concept series, the high frequency driver unit is hermetically sealed and mechanically isolated (floating) from the baffle to prevent internal pressure modulations from within the cabinet and adjacent mid/bass driver. The inner chamber is also carefully vented for lower distortion, with a lower crossover point for seamless integration through the crossover region.

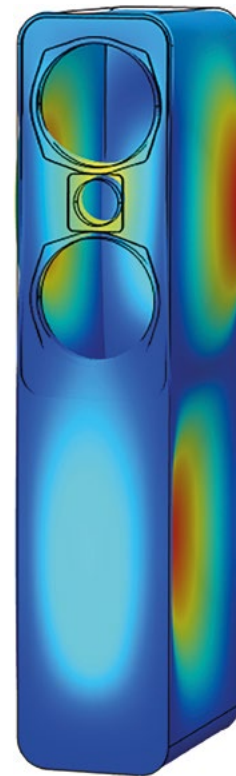


P2P™ (Point to Point™) bracing

To keep the cabinet as rigid as possible, P2P™ (Point to Point™) internal bracing is employed. First introduced in the Concept 500, reinforcement is fitted to interior areas of the cabinet susceptible to low-end frequency reverberations.

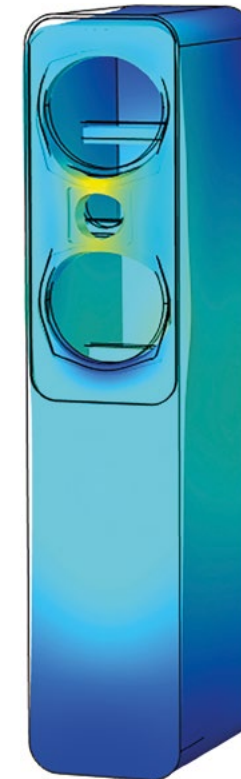
Using Finite Element Analysis to examine the performance of the cabinet down to a microscopic level, P2P™ bracing has been applied to the speaker cabinet.

Implementing this state-of-the-art technology, Q Acoustics have been able to identify and apply bracing to only the precise points of the cabinet that require additional support and unwanted energy is dissipated rather than transferred throughout the cabinet.



Conventional bracing

Concept 50 cabinet



Point to Point™ bracing

Concept 50 cabinet

HPE™ (Helmholtz Pressure Equalizer™)

Tall loudspeaker enclosures are vulnerable to increased internal pressure caused by standing waves.

These generate unwanted resonances that colour the sound. Originally developed for the top-of-the-range Concept 500 floorstanding speaker, HPE™ (Helmholtz Pressure Equalizer™) tube technology is designed to convert this pressure into velocity and reduce the overall pressure gradient within the speaker enclosure.


Tubes inside the tall cabinet eliminate these performance-affecting vibrations to maintain a transparent soundstage.



Without HPE™



With HPE™





5 0 0 0 S E R I E S

Introduction

Technology

Design

The Range

Home Cinema

Accessories

Specifications

DESIGN



Sophisticated and contemporary design

The reductive nature of the C³ Continuous Curved Cone's™ appearance is also reflected in the 5000 series minimalist design, with its sophisticated but contemporary lines leaning towards the elegant form of the latest Concept speaker series.

The baffle fronts are laminated with a layer of butyl rubber and black acrylic trim, not only to provide a damping layer to suppress vibration occurring in the baffle, but to offer an eye-catching counterpoint to the cosmetically clean front presentation uninterrupted by any fixings.

All speaker models arrive in a choice of four modern but classic finishes that complement any living space, including the introduction of a new stylish lighter wood veneer. High-quality finishes include Satin Black, Satin White, Santos Rosewood and Holme Oak.

The 5040 and 5050 floorstanding models come with stylish solid aluminium stabilisers that feature top adjustable spikes for easier levelling adjustment, while durable low-profile speaker terminals provide a tidy appearance, enabling the speaker to be placed closer to the back wall if required.





5000 SERIES

- Introduction
- Technology
- Design
- The Range**
- Home Cinema
- Accessories
- Specifications

THE RANGE





5000 SERIES

[Introduction](#)

[Technology](#)

[Design](#)

[The Range](#)

[Home Cinema](#)

[Accessories](#)

[Specifications](#)

5010

Designed specifically to suit more compact listening spaces, the smallest speaker in the 5000 series is a big performer nevertheless



5010

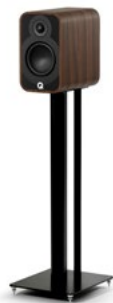
Not everyone has a big space in which to enjoy their favourite music, and not everyone wants a loudspeaker that can't be comfortably positioned on a bookshelf. So Q Acoustics has developed the 5010 bookshelf loudspeaker: small enough to keep a low profile, but with sound big and accomplished enough to draw attention to itself. If you want off-the-scale performance from a discreet, compact and easy-to-position loudspeaker, the 5010 bookshelf speaker fits the bill as nicely as it fits your space.



Satin Black



Satin White



Santos
Rosewood



Holme Oak



5000 SERIES

[Introduction](#)
[Technology](#)
[Design](#)

The Range

[Home Cinema](#)
[Accessories](#)
[Specifications](#)

5020

Innovative design, uncompromised engineering and extraordinary performance from a standmount loudspeaker that dominates your space with its sound, not with its size



5020

Experience all the scale and power of your favourite music without letting your loudspeaker dominate your room. The 5020 standmounting speaker by Q Acoustics will put your right in the heart of the music without putting itself at the heart of your space - its understated looks are at odds with the assertive and convincing nature of its sound. A pair of 5020 speakers + a pair of speaker stands = endless audio gratification.



Satin Black



Satin White



Santos
Rosewood



Holme Oak



5000 SERIES

[Introduction](#)

[Technology](#)

[Design](#)

[The Range](#)

[Home Cinema](#)

[Accessories](#)

[Specifications](#)

5040

All the advantages of a floorstanding loudspeaker design, but from a small, manageably sized and good-looking cabinet



5040

Not all floorstanding loudspeakers are created equal. The 5040 from Q Acoustics is a notably compact floorstander with a modest footprint - which means it's ideal for those environments where space is at a premium but the desire for full-scale audio excitement (as well a visual gratification) is strong. Slim, perfectly formed and with the sound quality to move you, the 5040 is the floorstander that doesn't realise how small it is.



Satin Black



Satin White



Santos
Rosewood



Holme Oak





5000 SERIES

[Introduction](#)

[Technology](#)

[Design](#)

[The Range](#)

[Home Cinema](#)

[Accessories](#)

[Specifications](#)

5050

The largest speaker in the 5000 series line-up has the scale, power and potency to bring your music vividly to life



5050

Every loudspeaker range must have a biggest, most assertive model that will fill even the largest listening rooms with sound - and for the 5000 series by Q Acoustics, it's the 5050. Where sheer scale, wide-screen soundstaging and complete audio fidelity are concerned, the 5050 outperforms its nominal competition with ease. If you have a bigger space to fill with the most beautifully and accurately reproduced sound, the 5050 floorstander is the speaker you need.



Satin Black



Satin White



Santos
Rosewood



Holme Oak



[Introduction](#)

[Technology](#)

[Design](#)

[The Range](#)

[Home Cinema](#)

[Accessories](#)

[Specifications](#)



5000 SERIES

[Introduction](#)

[Technology](#)

[Design](#)

[The Range](#)

[Home Cinema](#)

[Accessories](#)

[Specifications](#)

5090

The centre channel is the most important speaker in your home cinema system, and the 5090 is ready to do justice to your favourite movies



5090

For crystal-clear home cinema dialogue, with weight and substance to complement the sky-high detail levels and insight, the 5090 centre channel by Q Acoustics is ideal. It's designed to form the heart of a multi-channel audio system, to project dialogue ahead of even the most full-on Hollywood action movie soundtrack, and to deliver all the subtlety and nuance of art-house favourites with equal ease and conviction. Put the 5090 at the centre of your home cinema system and get the complete picture.



Satin Black



Satin White



Santos
Rosewood



Holme Oak



5000 SERIES

[Introduction](#)

[Technology](#)

[Design](#)

[The Range](#)

[Home Cinema](#)

[Accessories](#)

[Specifications](#)

HOME CINEMA



ACOUSTICS

5000 SERIES

[Introduction](#)

[Technology](#)

[Design](#)

[The Range](#)

[Home Cinema](#)

[Accessories](#)

[Specifications](#)

5010 5.1 Package

Create an immersive, engrossing home cinema surround-sound system without sacrificing more space than you have to. The 5010 5.1 set-up has audio scale and punch beyond its size, and is ideal for delivering enveloping sound in slightly smaller cinema rooms, while looking contemporary and discreet as it does so.

The package includes:

- 4 x 5010 standmount speakers
(two at the front (left/right), two at the rear (left/right))
- 1 x 5090 centre channel speaker
- 1 x Q B12 active subwoofer

Also available in Satin White:



5040 5.1 Package

Just because you want blockbuster home cinema sound, that doesn't mean your home cinema surround-sound system should impose itself on your space. The big screen never sounded bigger than through the Q Acoustics 5040 set-up - and a surround-sound system never looked more minimal and sophisticated while it's rocking your multi-channel world.

The package includes:

- 2 x 5040 (front, left and right)
- 2 x 5010 (rear, left and right)
- 1 x 5090 centre channel speaker
- 1 x Q B12 active subwoofer

Also available in Satin White:






5000 SERIES

- Introduction
- Technology
- Design
- The Range
- Home Cinema
- Accessories**
- Specifications

ACCESSORIES



Accessories / Stands / Brackets



3000FSi speaker stand (pair)

Compatible with **5010** and **5020**

Precision laser-cut steel construction and acoustically damped columns ensure whatever the environment, you get the very best sound performance from your 5010 or 5020 speakers. Available in a satin black or white finish.

Overall dimensions H/W/D

682 x 250 x 290 mm (26.9 x 9.8 x 11.4 in) per stand



Q WB75 wall bracket (single)

Compatible with **5020** and **5090**

A sturdy wall bracket boasting a 'tilt and turn' mechanism, a 5020 or 5090 centre channel speaker can be mounted almost flat to the wall or angled down or sideways. Available in black or white finishes.



3000WB wall bracket (single)

Compatible with **5010**

A sturdy wall bracket boasting a 'tilt and turn' mechanism, a 5010 speaker can be mounted almost flat to the wall or angled down or sideways. Available in black or white finishes.



QED cables

For all **5000 Series** speakers

Catering for every budget, pair your 5000 series speaker with QED's range of class-leading cables.

Visit » qed.co.uk



5000 SERIES

[Introduction](#)

[Technology](#)

[Design](#)

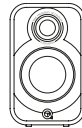
[The Range](#)

[Home Cinema](#)

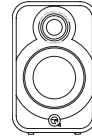
[Accessories](#)

[Specifications](#)

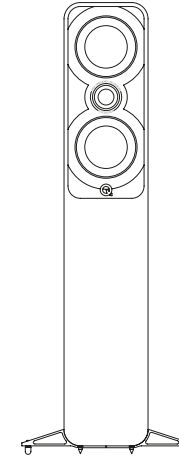
SPECIFICATIONS



5010

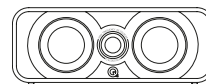
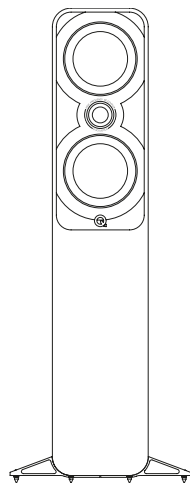


5020



5040


Bass unit	1 x 110 mm (4.5 in)	1 x 125 mm (5.0 in)	2 x 125 mm (5.0 in)
Treble unit	1 x 25 mm (1.0 in)	1 x 25 mm (1.0 in)	1 x 25 mm (1.0 in)
Frequency response (-6 dB)	56Hz - 30 kHz	53 Hz - 30 kHz	39 Hz - 30 kHz
Nominal impedance	6 Ω	6 Ω	6 Ω
Minimum impedance	3.3 Ω	3.3 Ω	3.0 Ω
Sensitivity (1 m, 2.83 Vrms @ 1 kHz)	86.3 dB	87.9 dB	91.5 dB
Recommended amplifier power	15-90 W	25-100 W	25-150 W
Crossover frequency	2.5 kHz	2.5 kHz	2.5 kHz
Effective volume	5.0 L	6.8 L	27 L
Dimensions HxWxD (per loudspeaker)	264 x 160 x 263 mm (10.4 x 6.3 x 10.4 in)	284 x 180 x 293 mm (11.2 x 7.1 x 11.5 in)	Inc spikes and stabiliser: 967 x 361 x 293 mm (38.1 x 14.2 x 11.5 in)
Weight (per loudspeaker)	5.6 kg (12.3 lbs)	7.0 kg (15.4 lbs)	18.0 kg (39.7 lbs)



5050

5090

	5050	5090
Bass unit	2 x 150 mm (6.0 in)	2 x 110 mm (4.5 in)
Treble unit	1 x 25 mm (1.0 in)	1 x 25 mm (1.0 in)
Frequency response (-6 dB)	37 Hz - 30 kHz	57 Hz - 30 kHz
Nominal impedance	6 Ω	6 Ω
Minimum impedance	3.6 Ω	3.2 Ω
Sensitivity (1 m, 2.83 Vrms @ 1 kHz)	91.5 dB	90.5 dB
Recommended amplifier power	25-175 W	25-150 W
Crossover frequency	2.7 kHz	2.1 kHz
Effective volume	39.7 L	7.8 L
Dimensions HxWxD (per loudspeaker)	Inc spikes and stabiliser: 1017 x 386 x 336 mm (40.0 x 15.2 x 13.2 in)	164 x 430 x 243 mm (6.5 x 16.9 x 9.6 in)
Weight (per loudspeaker)	21.6 kg (47.6 lbs)	8.5 kg (18.7 lbs)



Q B12 Subwoofer

Drive unit	1 x 305 mm (12.0 in)
Peak amplifier power	440W
Continuous amplifier power	220W
Power type	Class D
Frequency response (-6 dB)	28 Hz - 300 Hz
Input impedance	13 kΩ
Sensitivity	150 mV
Crossover frequency	40Hz – 250Hz
Enclosure type	Infinite baffle
Dimensions (HxWxD)	400 x 400 x 446 mm (15.7 x 15.7 x 17.6 in)
Weight (per loudspeaker)	47.40 lbs / (21.5 kg)



5000 SERIES

Ahead of the curve: Scan QR code below to discover more.

